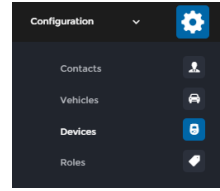


Once connected to your ODOTRACK account, from the tabs on the left of your screen, access the **Configuration Module, Devices section**.



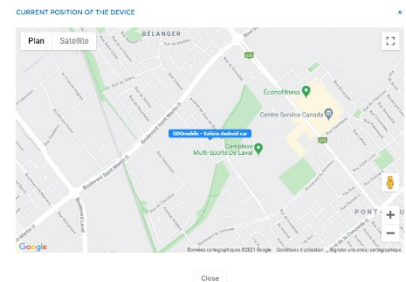
Vehicle ID	IMEI	SIM	ID	Last Trip	Last Event
V1.1	356252077647086	20000000000000000509	5145185057	Feb. 18, 2021 8:58:06 a.m.	Feb. 18, 2021 8:53:22 a.m.
V1.035	862831031425510	8912230100077461612	8000007820	Feb. 17, 2021 1:02:18 p.m.	Feb. 18, 2021 1:04:18 a.m.
V4.162	357766097936376	8912230100077464335	8000007688	Dec. 18, 2020 6:56:57 p.m.	Dec. 19, 2020 6:59:33 a.m.

## HOME PAGE

On the home page of the Devices section, you will see the list of the devices registered in the account.

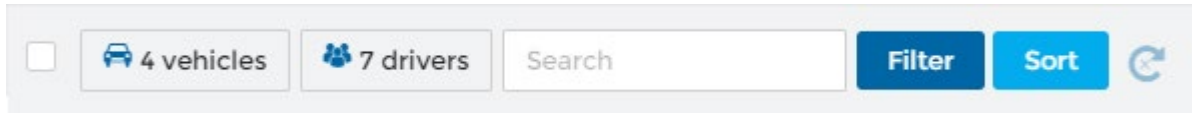
Vehicle ID	IMEI	SIM	ID	Last Trip	Last Event
V1.1	356252077647086	20000000000000000509	5145185057	Feb. 18, 2021 8:58:06 a.m.	Feb. 18, 2021 8:53:22 a.m.
V1.035	862831031425510	8912230100077461612	8000007820	Feb. 17, 2021 1:02:18 p.m.	Feb. 18, 2021 1:04:18 a.m.
V4.162	357766097936376	8912230100077464335	8000007688	Dec. 18, 2020 6:56:57 p.m.	Dec. 19, 2020 6:59:33 a.m.

View the current location of a device by clicking on the map icon to the right of the devices list.



### Selection menu

Choose which devices to display and in what order to view them using the Selection menu. By default, all devices will be displayed on the screen according to the date of the last trip, in descending order.



- Display the devices according to the associated vehicles or drivers;
- Search for a device by number (IMEI, SIM or ID);
- Filter devices by model or by the IFTA option;
- Sort the devices by date (last trip or last event), IMEI number, SIM number, Id (brand), vehicle name, contact name, device version number or device model, in ascending or descending order;
- Use the refresh button to refresh the information presented on the page.

To view or modify information relating to a device, click directly on the desired device or use the selection boxes provided for this purpose. A window will open on the screen to view the details of the chosen device.

### GENERAL TAB

In this tab, you will see general information related to the device: ID no., SIM no., associated vehicle, model and version.

#### Taxation - IFTA

If desired, activate the IFTA option by selecting the appropriate box.

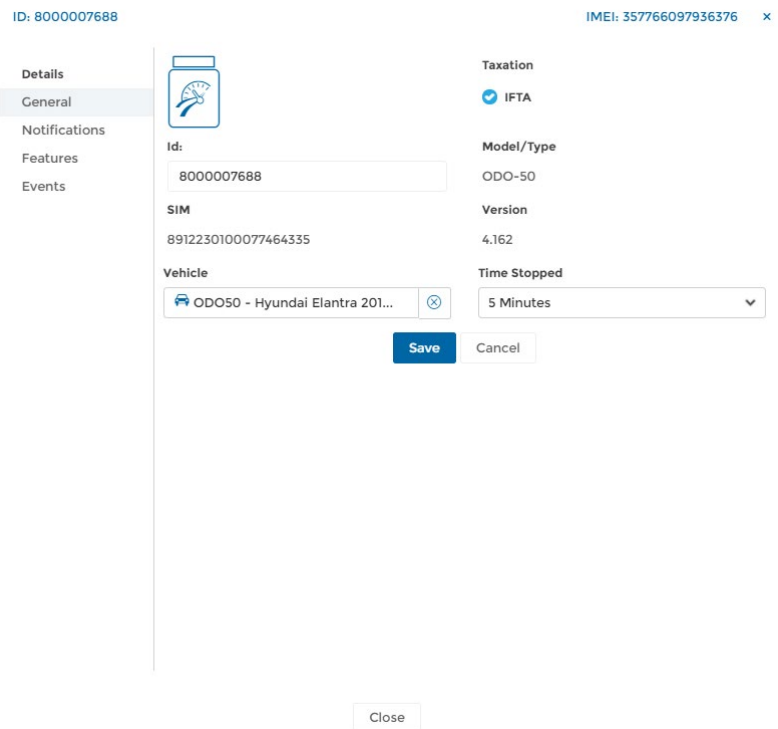
#### Vehicle

If desired, change the associated vehicle using the right panel that will open on the screen.

#### Time Stopped

Choose the time interval required to trigger an automatic stop of your trips.

**NOTE:** A 5-minute interval is recommended in most cases.



## NOTIFICATIONS TAB

This tab allows you to set the notification rules for the device.

### No Trips

Receive an email notification if no trip is detected by the device.

Determine the number of days without a trip, the type of trip to which the rules apply (All, Business or Personal), if the rule is applicable Everyday or Monday to Friday, the reminder frequency (number of days) as well as the name of the recipient(s) (max of 2).

### Speeding Alert

Receive an email notification when the vehicle exceeds the posted speed limit.

Determine the speed limit as well as the recipient(s).

ID: 800007688

IMEI: 357766097936376 x

Details

General

Notifications

Features

Events

#### No Trips

Activate this section below to receive email notifications when no trips have been sent to Odotrack's server for a number of days.

Activate Notification

#### Notify After

3 days

Reminder Frequency

5 days

Recipient 1

VJ Odotrack

module.devices.multiSelectModal.notificationsTab.t

Any type

Everyday  Monday to Friday

Recipient 2

Select driver

#### Speeding Alert

Activate this section below to receive email notification when vehicle exceeds a specific speed limit.

Activate Notification

#### Speed limit

120 km

Recipient(s)

VJ Odotrack

Save

Cancel

Close

## FEATURES TAB

Activate one of the available features, if desired.

### Vehicle selection

Manage two vehicles on the same device using Functions 1 and 2 of the ODOremote or the ODOhybrid application.

### Driver selection

Manage two drivers on the same device using Functions 1 and 2 of the ODOremote or the ODOhybrid application.

ID: 800007688

IMEI: 357766097936376 x

Details

General

Notifications

Features

Events

Activate Features

#### Active Features

Vehicle Selection ⓘ

Driver Selection ⓘ

Timesheet (Punch In/Out) ⓘ

*When a timesheet is created via the controller or the mobile application and the latter is closed less than 5 minutes later, then the timesheet will be deleted.*

Save

Cancel

Close

### Timesheet (Punch In / Out)

ID: 800007688

IMEI: 357766097936376

Perform your timesheet entries (Punch in and Punch out) using Functions 1 and 2 of the ODOremote or ODOhybrid application.

- **Split at (in km):** Indicate the number of kilometers to reach to carry out a fragmentation (split) of the "first" and "last" trip of the day. Intermediate trips are not subject to splitting;
- **Number of trips:** Indicate the number of trips that can be considered during the split. For example, if you enter 2, the total of the first two or the last two trips of the day will be considered at that time;

ID: 800007688
IMEI: 357766097936376

- Details
- General
- Notifications
- Features
- Events

Activate Features

Active Features

Vehicle Selection ⓘ

Driver Selection ⓘ

Timesheet (Punch In/Out) ⓘ

When a timesheet is created via the controller or the mobile application and the latter is closed less than 5 minutes later, then the timesheet will be deleted.

Splitting	Punch in		Punch out	
Split at	3	km	3	km
Number of Trips	2		2	
Max. pause	15	min.	15	min.

On split, adjust time of the time period.

Save
Cancel

- **Max. pause:** Indicate the maximum downtime (in minutes) to be considered a permitted pause for splitting;
- **On split, adjust time of the time period:** Allows you to adjust the data entered in your timesheet, all according to the advanced options chosen in the Splitting table.

### EVENTS TAB

View the events that have occurred in connection with the device.

- View events based on the date of the event;
- Display the events according to the type of event;

EVENT TYPE(S)
✕

- Business Trip
- Device - Low Battery
- Device Connected
- Device Disconnected
- Entering In Zone
- Exiting From Zone

ID: 800007688
IMEI: 357766097936376

- Details
- General
- Notifications
- Features
- Events

From: 2020-12-01 To: 2021-02-18 Event: All

Event Date	Event Type	
Dec. 19, 2020 6:59:33 a.m.	Entering In Zone	🗨
Dec. 19, 2020 6:59:33 a.m.	Entering In Zone	🗨
Dec. 18, 2020 6:59:03 p.m.	Ignition Off	🗨
Dec. 18, 2020 6:56:57 p.m.	Idle Start	🗨
Dec. 18, 2020 6:54:10 p.m.	Entering In Zone	🗨
Dec. 18, 2020 6:47:59 p.m.	Entering In Zone	🗨
Dec. 18, 2020 6:47:59 p.m.	Ignition On	🗨
Dec. 18, 2020 6:19:25 p.m.	Ignition Off	🗨
Dec. 18, 2020 6:16:27 p.m.	Idle Start	🗨
Dec. 18, 2020 6:13:11 p.m.	Idle Start	🗨
Dec. 18, 2020 6:06:56 p.m.	Exiting From Zone	🗨
Dec. 18, 2020 6:05:00 p.m.	Entering In Zone	🗨
Dec. 18, 2020 6:05:00 p.m.	Entering In Zone	🗨
Dec. 18, 2020 6:05:00 p.m.	Ignition On	🗨
Dec. 18, 2020 5:42:02 p.m.	Ignition Off	🗨

Close

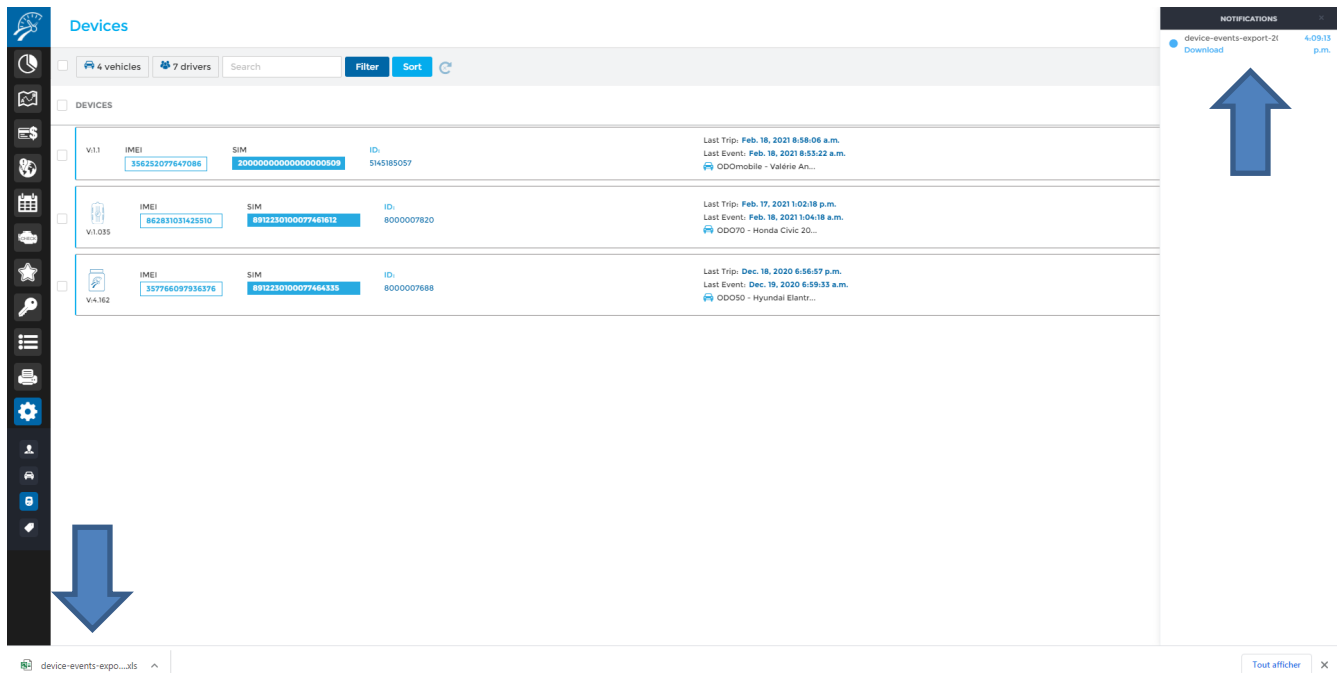
- Use the Refresh button to refresh the page.

### Export events in Excel format

Export the devices events in Excel format by clicking on the icon provided for this purpose.



To view the events report, close the device's window, click on the notification's icon at the top right of the screen, then click directly on the desired file.



The screenshot shows the 'Devices' section of the Odotrack interface. It features a search bar, 'Filter' and 'Sort' buttons, and a list of three vehicles. A notification banner at the top right indicates a download of 'device-events-export-21' at 4:09:13 p.m. A blue arrow points to this notification. At the bottom left, a blue arrow points to a file icon in the browser's toolbar labeled 'device-events-expo...als'.

Vehicle ID	IMEI	SIM	ID	Last Trip	Last Event	Event Details
V111	356252079647086	30000000000000000000	5145185057	Feb. 18, 2021 8:58:06 a.m.	Feb. 18, 2021 8:53:22 a.m.	ODOmobile - Valérie An...
V11035	862831031425510	8912250100077461612	8000007820	Feb. 17, 2021 1:02:18 p.m.	Feb. 18, 2021 1:04:18 a.m.	ODO70 - Honda Civic 20...
V4.162	357766097936376	8912250100077464335	8000007688	Dec. 18, 2020 6:56:57 p.m.	Dec. 19, 2020 6:59:33 a.m.	ODO50 - Hyundai Elantr...

Open the downloaded PDF file that appears in the toolbar at the bottom left of your screen by clicking directly on the file.

The downloaded file will open in another window. You can then print it or save it to your computer.

**NOTE:** Notifications are available for a limited time period only. It is therefore recommended to print or save your documents on your computer.