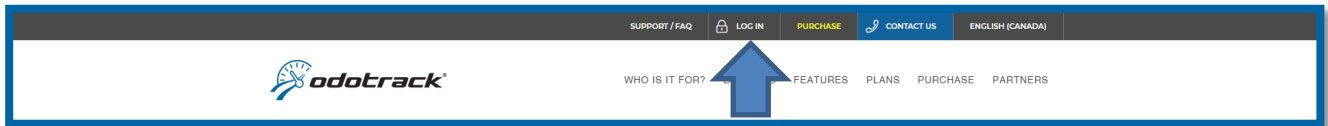


You can change your credit card information in the ODOportal of your account. Here is the procedure to follow.

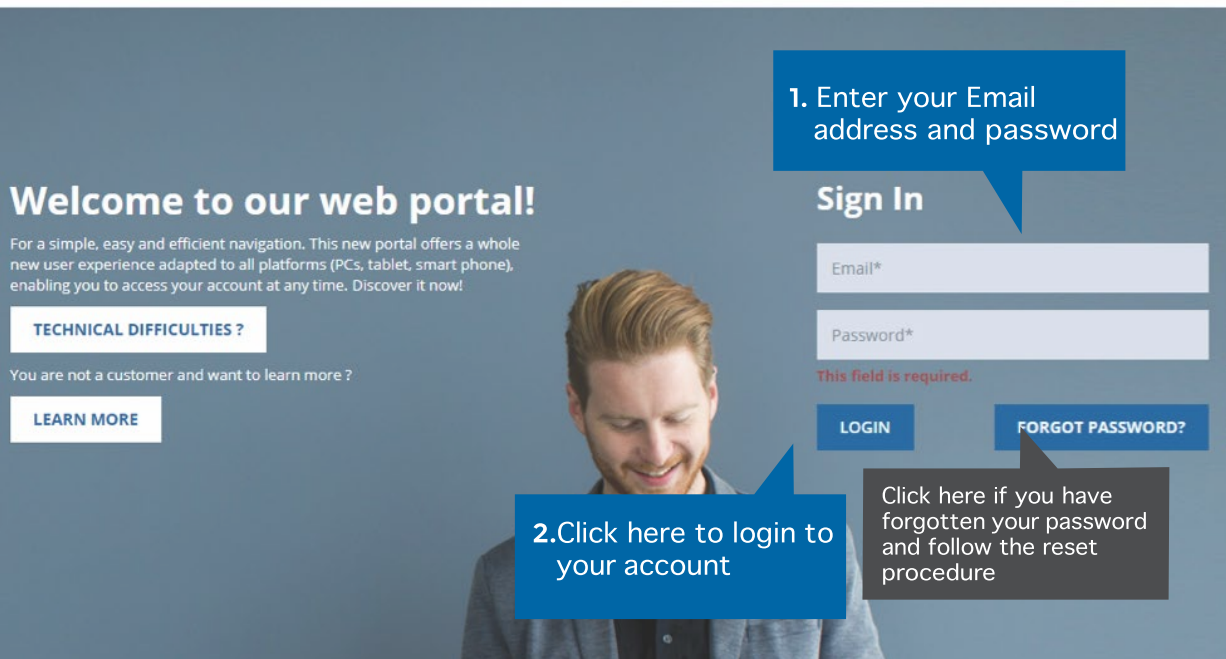
CONNECTION

From the website www.odotrack.com, click on **Log In** at the top of the page.

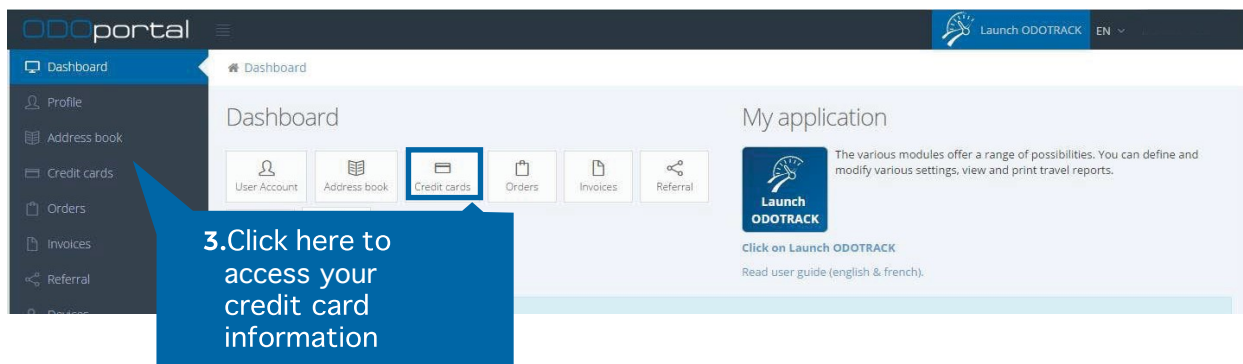


ODOportal

FRANÇAIS



HOME PAGE OF THE ODOPORTAL OF YOUR ACCOUNT



The credit card information entered in the account will display in this section.

Dashboard > Credit cards

Credit cards				
Name	Number	Expiration	Card	Delete

1. Card registered in the account. To delete it, click on **Delete**.

ADD A NEW CREDIT CARD

To add a new credit card, enter the required information and click on **Save**.

Add a credit card

Name*

Number*
Format ****.*.***.*

Month*
Year*

Type

- VISA and MASTERCARD are the only accepted cards.
- Prepaid cards are excluded.

2. Click here to save the information.

IMPORTANT NOTE: Please notify us after any change or addition of a credit card as changes must be made to existing orders. For more information or for any other method of payment, contact our accounting department by dialing 514-788-0616.